



r2Univ

Lionel Riou França

Christophe Genolini

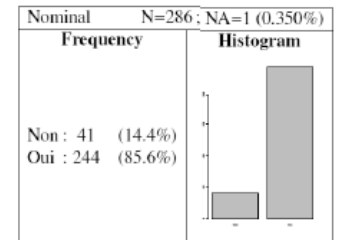
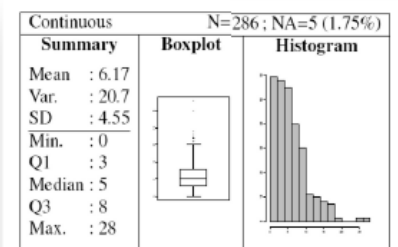
INSERM U669,
Paris Sud Innovation Group in Adolescent Mental Health Methodology
Paris, France

r2lUniv

R to LaTeX, Univariate analysis

	Id	Age	Gender	YearOfStudy	Field	Repeat
1	1	21	Male	L3	STAPS	TRUE
2	2	20	Female	L3	STAPS	FALSE
3	3	21	Female	L3	STAPS	FALSE
4	4	24	Male	L3	STAPS	TRUE
5	5	21	Male	L3	STAPS	TRUE
6	6	20	Female	L3	STAPS	FALSE
7	7	22	Male	L3	STAPS	FALSE
8	8	21	Male	L3	STAPS	TRUE
9	9	22	Male	L3	STAPS	TRUE

rtlu



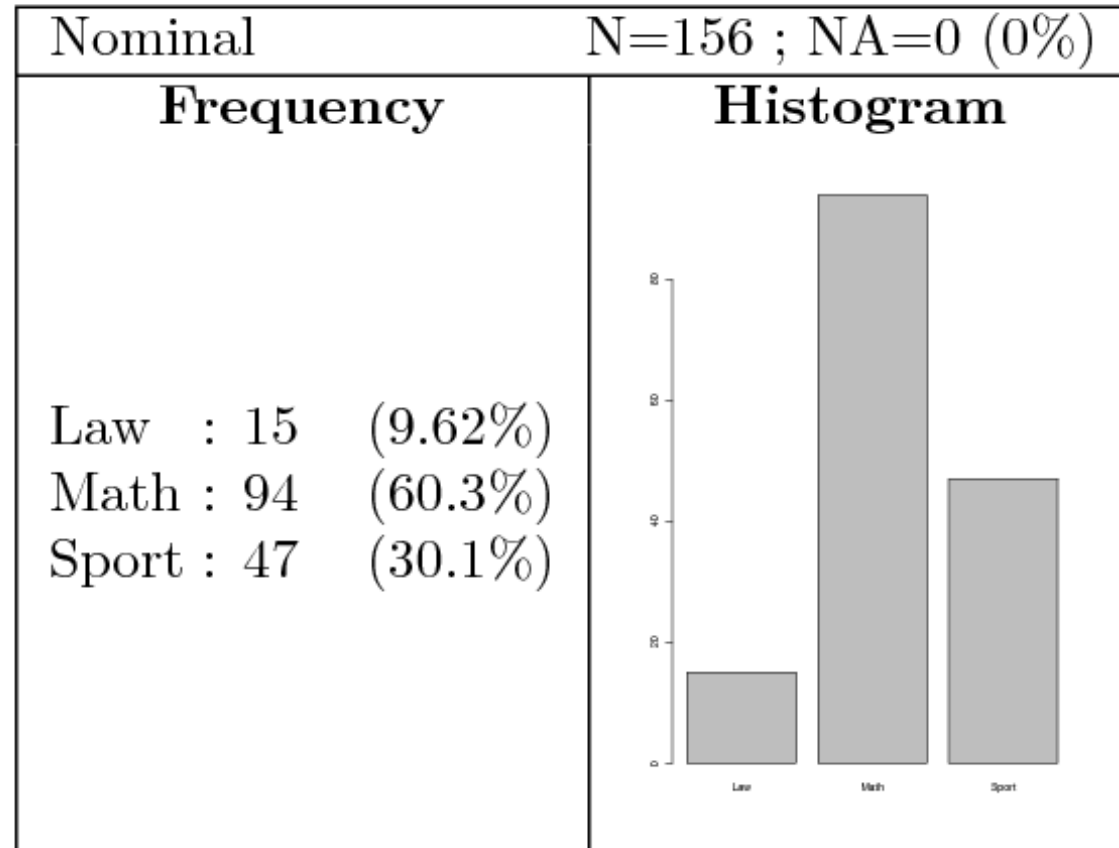
Data base

Survey: AIDS knowledge and risk behavior of students

Id	Departement	PersonnalSituation	RiskRelation	FirstRelation	NbPartenaires
1	Sport	Single, occasional relation	FALSE	18	7
2	Sport	Couple, separated	TRUE	19	1
3	Math	Couple, separated	FALSE	17	1
4	Sport	Couple, together	FALSE	17	3
5	Law	Couple, separated	FALSE	19	5
6	Sport	Couple, separated	FALSE	17	35
7	Law	Couple, separated	TRUE	20	1
8	Sport	Single, occasional relation	FALSE	18	8
9	Sport	Couple, separated	FALSE	19	8
10	Law	Couple, separated	FALSE	18	7
...

Automatic detection of the type

Departement: factor



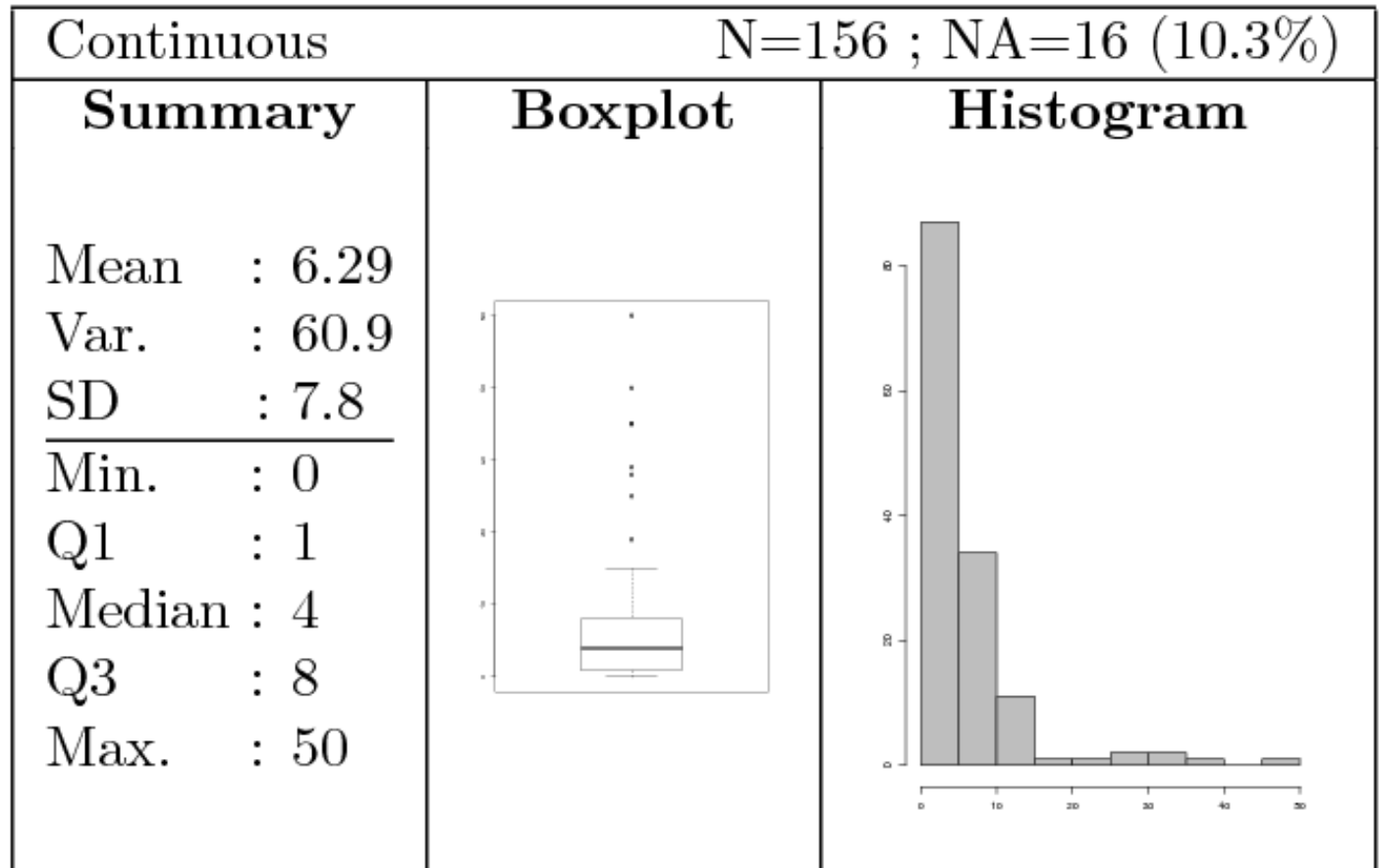
PersonnalSituation: ordered

Ordered		N=156 ; NA=1 (0.641%)		
Frequency		Summary		Histogram
Single	: 31 (20%)	Min.	: Single	
Single, occasional relation	: 28 (18.1%)	Q1	: Single, occasional relation	
Couple, separated	: 73 (47.1%)	Median	: Couple, separated	
Couple, together	: 23 (14.8%)	Q3	: Couple, separated	
		Max.	: Couple, together	

Age: discrete

Discrete		N=156 ; NA=16 (10.3%)	
Frequency	Summary	Boxplot	Histogram
12 : 2 (1.43%)	Mean : 16.8 Var. : 3.82 SD : 1.95 <hr/> Min. : 12 Q1 : 15 Median : 17 Q3 : 18 Max. : 21		
13 : 2 (1.43%)			
14 : 12 (8.57%)			
15 : 20 (14.3%)			
16 : 27 (19.3%)			
17 : 27 (19.3%)			
18 : 18 (12.9%)			
19 : 18 (12.9%)			
20 : 11 (7.86%)			
21 : 3 (2.14%)			

NbPartenaires: numeric





r2|Biv

**R to LaTeX,
Bivariate analysis**

Next year ?

r2IBiv

R to LaTeX,
Bivariate analysis



Next year ?