

# Statistical Modeling of Loss Distributions Using **actuar**

Vincent Goulet

École d'actuariat, Université Laval  
Québec, Canada

- Provides additional Actuarial Science functionality to R
- Current version covers
  - Loss distribution modeling
  - Risk theory (including ruin theory)
  - Simulation of compound hierarchical models
  - Credibility theory

# Summary

Statistical  
Modeling of  
Loss  
Distributions  
Using  
**actuar**

Vincent  
Goulet

Probability  
Laws

Grouped  
Data

Minimum  
Distance  
Estimation

Censored  
Data

1 Probability Laws

2 Grouped Data

3 Minimum Distance Estimation

4 Censored Data

# Summary

Statistical  
Modeling of  
Loss  
Distributions  
Using  
**actuar**

Vincent  
Goulet

Probability  
Laws

Grouped  
Data

Minimum  
Distance  
Estimation

Censored  
Data

1 Probability Laws

2 Grouped Data

3 Minimum Distance Estimation

4 Censored Data

# At a Glance

Statistical  
Modeling of  
Loss  
Distributions  
Using  
**actuar**

Vincent  
Goulet

Probability  
Laws

Grouped  
Data

Minimum  
Distance  
Estimation

Censored  
Data

- Support for 18 probability laws not in base R
- Mostly positive, heavy tail distributions
- New utility functions in addition to  $dfoo$ ,  $pfoo$ ,  $qfoo$ ,  $rfoo$

# Supported Distributions

Statistical  
Modeling of  
Loss  
Distributions  
Using  
**actuar**

Vincent  
Goulet

Probability  
Laws

Grouped  
Data

Minimum  
Distance  
Estimation

Censored  
Data

- Transformed Beta Family
  - 9 special cases (including Burr and Pareto)
- Transformed Gamma Family
  - 5 special cases (including inverse distributions)
- Loggamma
- Single parameter Pareto
- Generalized Beta
- Phase-type distributions

# New Utility Functions

- *mfoo* to compute theoretical raw moments

$$m_k = E[X^k]$$

- *levfoo* to compute theoretical limited moments

$$E[(X \wedge x)^k] = E[\min(X, x)^k]$$

- *mgffoo* to compute the moment generating function

$$M_X(t) = E[e^{tX}]$$

when it exists

- Also support for: beta, exponential, chi-square, gamma, lognormal, normal (no lev), uniform, Weibull, inverse Gaussian

# New Utility Functions

- *mfoo* to compute theoretical raw moments

$$m_k = E[X^k]$$

- *levfoo* to compute theoretical limited moments

$$E[(X \wedge x)^k] = E[\min(X, x)^k]$$

- *mgffoo* to compute the moment generating function

$$M_X(t) = E[e^{tX}]$$

when it exists

- Also support for: beta, exponential, chi-square, gamma, lognormal, normal (no lev), uniform, Weibull, inverse Gaussian



# Summary

Statistical  
Modeling of  
Loss  
Distributions  
Using  
**actuar**

Vincent  
Goulet

Probability  
Laws

Grouped  
Data

Minimum  
Distance  
Estimation

Censored  
Data

1 Probability Laws

2 Grouped Data

3 Minimum Distance Estimation

4 Censored Data

# Definition and Rationale

Statistical  
Modeling of  
Loss  
Distributions  
Using  
**actuar**

Vincent  
Goulet

Probability  
Laws

Grouped  
Data

Minimum  
Distance  
Estimation

Censored  
Data

- Data presented in an interval-frequency manner:

Group	Line 1	Line 2
(0, 25]	30	26
(25, 50]	31	33
(50, 100]	57	31

- Need for a “standard” storage method
- Useful for minimum distance estimation

# Creation and Manipulation of Objects

Statistical  
Modeling of  
Loss  
Distributions  
Using  
**actuar**

Vincent  
Goulet

Probability  
Laws

Grouped  
Data

Minimum  
Distance  
Estimation

Censored  
Data

```
> x <- grouped.data(Group = c(0, 25,  
+ 50, 100), Line.1 = c(30, 31, 57),  
+ Line.2 = c(26, 33, 31))  
> x
```

	Group	Line.1	Line.2
1	(0, 25]	30	26
2	(25, 50]	31	33
3	(50, 100]	57	31

# Calculation of Empirical Moments

Statistical  
Modeling of  
Loss  
Distributions  
Using  
**actuar**

Vincent  
Goulet

Probability  
Laws

Grouped  
Data

Minimum  
Distance  
Estimation

Censored  
Data

```
> mean(x)
```

```
Line.1 Line.2  
49.25847 43.19444
```

```
> emm(x, 2)
```

```
Line.1 Line.2  
3253.884 2604.167
```

```
> E <- elev(x[, -3])
```

```
> E(c(25, 50))
```

```
[1] 21.82203 37.18220
```

# Plot of the Histogram and Ogive

Statistical  
Modeling of  
Loss  
Distributions  
Using  
**actuar**

Vincent  
Goulet

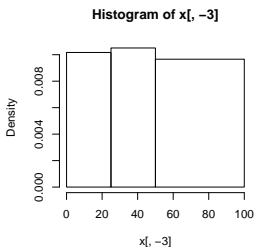
Probability  
Laws

Grouped  
Data

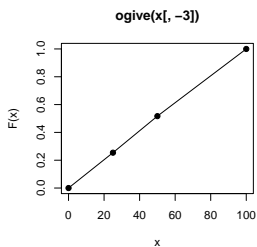
Minimum  
Distance  
Estimation

Censored  
Data

```
> hist(x[, -3])
```



```
> plot(ogive(x[, -3]))
```



# Summary

Statistical  
Modeling of  
Loss  
Distributions  
Using  
**actuar**

Vincent  
Goulet

Probability  
Laws

Grouped  
Data

Minimum  
Distance  
Estimation

Censored  
Data

- 1 Probability Laws
- 2 Grouped Data
- 3 Minimum Distance Estimation**
- 4 Censored Data

# mde ( ) Supports Three Distance Measures

## 1 Cramér-von Mises

$$d(\theta) = \sum_{j=1}^n w_j [F(x_j; \theta) - F_n(x_j; \theta)]^2$$

## 2 Modified chi-square

$$d(\theta) = \sum_{j=1}^r w_j [n(F(c_j; \theta) - F(c_{j-1}; \theta)) - n_j]^2,$$

## 3 Layer average severity

$$d(\theta) = \sum_{j=1}^r w_j [\text{LAS}(c_{j-1}, c_j; \theta) - \text{L}\ddot{\text{A}}\text{S}_n(c_{j-1}, c_j; \theta)]^2,$$

where  $\text{LAS}(x, y) = E[\min(X, y)] - E[\min(X, x)]$

# mde ( ) Supports Three Distance Measures

## 1 Cramér-von Mises

$$d(\theta) = \sum_{j=1}^n w_j [F(x_j; \theta) - F_n(x_j; \theta)]^2$$

## 2 Modified chi-square

$$d(\theta) = \sum_{j=1}^r w_j [n(F(c_j; \theta) - F(c_{j-1}; \theta)) - n_j]^2,$$

## 3 Layer average severity

$$d(\theta) = \sum_{j=1}^r w_j [\text{LAS}(c_{j-1}, c_j; \theta) - \tilde{\text{LAS}}_n(c_{j-1}, c_j; \theta)]^2,$$

where  $\text{LAS}(x, y) = E[\min(X, y)] - E[\min(X, x)]$



# mde ( ) Supports Three Distance Measures

## 1 Cramér-von Mises

$$d(\theta) = \sum_{j=1}^n w_j [F(x_j; \theta) - F_n(x_j; \theta)]^2$$

## 2 Modified chi-square

$$d(\theta) = \sum_{j=1}^r w_j [n(F(c_j; \theta) - F(c_{j-1}; \theta)) - n_j]^2,$$

## 3 Layer average severity

$$d(\theta) = \sum_{j=1}^r w_j [\text{LAS}(c_{j-1}, c_j; \theta) - \tilde{\text{LAS}}_n(c_{j-1}, c_j; \theta)]^2,$$

where  $\text{LAS}(x, y) = E[\min(X, y)] - E[\min(X, x)]$

# Summary

Statistical  
Modeling of  
Loss  
Distributions  
Using  
**actuar**

Vincent  
Goulet

Probability  
Laws

Grouped  
Data

Minimum  
Distance  
Estimation

Censored  
Data

- 1 Probability Laws
- 2 Grouped Data
- 3 Minimum Distance Estimation
- 4 Censored Data

# Context

Statistical  
Modeling of  
Loss  
Distributions  
Using  
**actuar**

Vincent  
Goulet

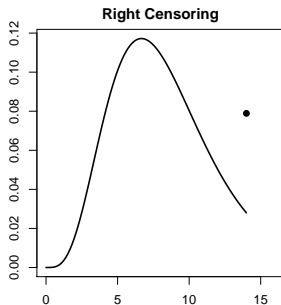
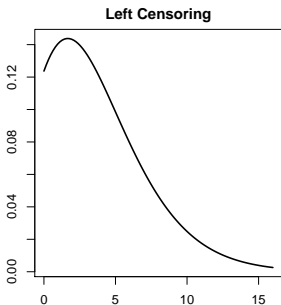
Probability  
Laws

Grouped  
Data

Minimum  
Distance  
Estimation

Censored  
Data

- Common in statistical and actuarial applications to work with censored data
- Actuarial terminology:
  - left censoring  $\Leftrightarrow$  (ordinary) deductible
  - right censoring  $\Leftrightarrow$  policy limit



# A Different Approach

Statistical  
Modeling of  
Loss  
Distributions  
Using  
**actuar**

Vincent  
Goulet

Probability  
Laws

Grouped  
Data

Minimum  
Distance  
Estimation

Censored  
Data

- Package **survival** has extensive support for censored distributions
- Our approach is different
- `coverage()` returns pdf or cdf of censored distribution (with many options)
- function can be used in fitting as usual (`fitdistr()`, `mde()`, ...)

# Example With Left and Right Censoring

Statistical  
Modeling of  
Loss  
Distributions  
Using  
**actuar**

Vincent  
Goulet

Probability  
Laws

Grouped  
Data

Minimum  
Distance  
Estimation

Censored  
Data

```
> f <- coverage(pdf = dgamma, cdf = pgamma,  
+ deductible = 1, limit = 10)
```

```
> fitdistr(y, f, start = list(shape = 2,  
+ rate = 0.5))
```

shape	rate
4.5822202	0.8634705
(0.7672822)	(0.1518537)

# Example With Left and Right Censoring

Statistical  
Modeling of  
Loss  
Distributions  
Using  
**actuar**

Vincent  
Goulet

Probability  
Laws

Grouped  
Data

Minimum  
Distance  
Estimation

Censored  
Data

```
> f <- coverage(pdf = dgamma, cdf = pgamma,  
+ deductible = 1, limit = 10)
```

```
> fitdistr(y, f, start = list(shape = 2,  
+ rate = 0.5))
```

shape	rate
4.5822202	0.8634705
(0.7672822)	(0.1518537)

# More Information

Statistical  
Modeling of  
Loss  
Distributions  
Using  
**actuar**

Vincent  
Goulet

Probability  
Laws

Grouped  
Data

Minimum  
Distance  
Estimation

Censored  
Data

- Project's web site

`http://www.actuar-project.org`

- Package vignettes

<code>actuar</code>	Introduction to actuar
<code>coverage</code>	Complete formulas used by coverage
<code>credibility</code>	Risk theory features
<code>lossdist</code>	Loss distributions modeling features
<code>risk</code>	Risk theory features

- Demo files